

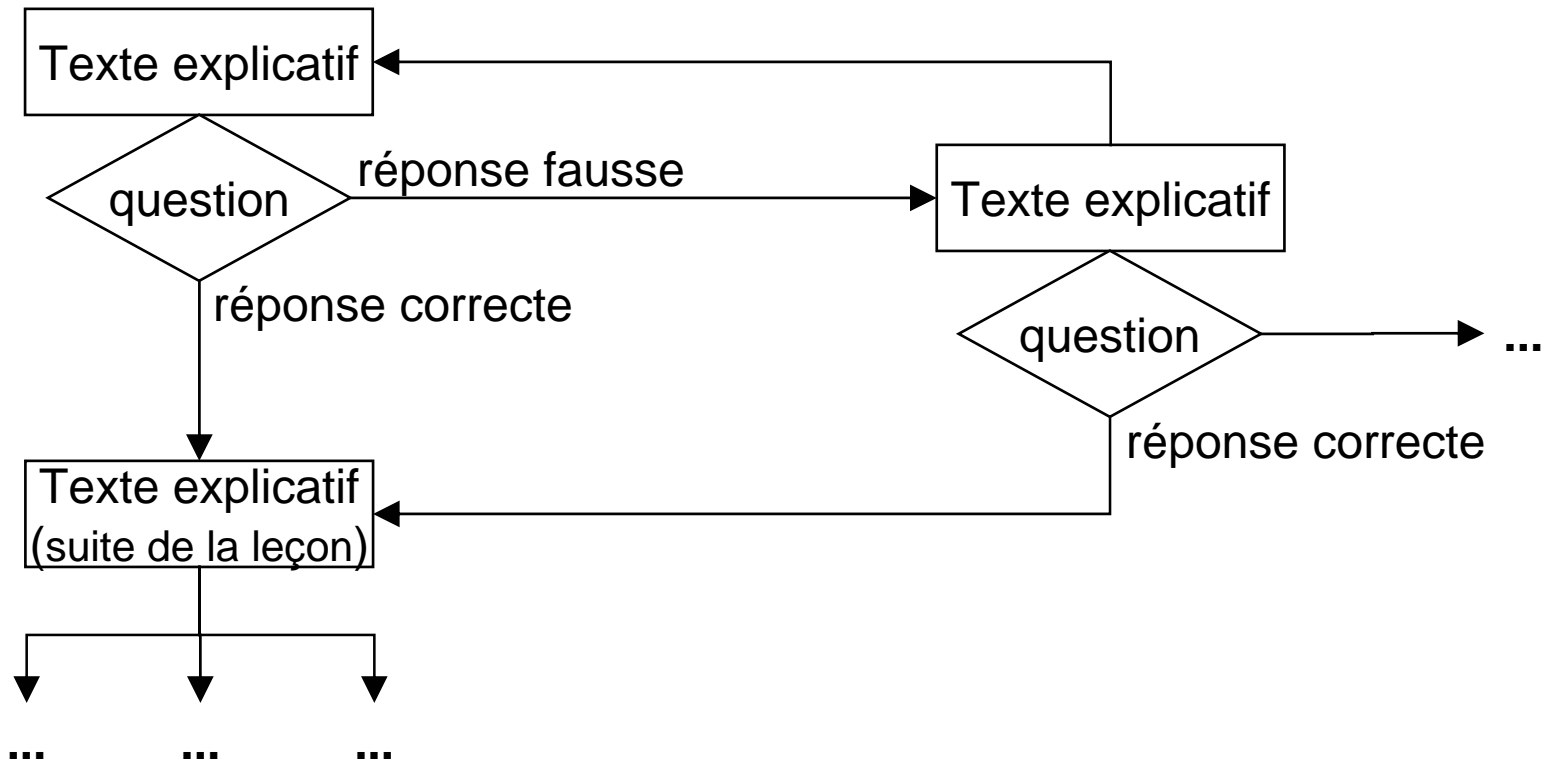
# Quelques outils

**Gérald Collaud, Centre NTE**  
**18 juin 2008**

# Les leçons dans Moodle (*lessons*)

- Présentation progressive :
  - Page ⇒ Question ⇒ Page ⇒ ...
- A chaque étape, on peut ajouter
  - une question
  - une table de branchement
  - un groupe

# La leçon comme un organigramme



# Leçons : options


- Limiter la durée
- Restrictions d'accès
  - mot de passe
  - date
  - autres leçons
- Différentes tentatives (*re-takes*) (meilleur des essais ou moyenne)
- Nombre maximal de tentatives
- Nombre maximal de réponses
- ...


# Leçons : types de question

- Choix multiple (*multiple choices*)
  - Réponse courte (*short answer*)
  - Vrai / faux (*true / false*)
  - Appariement (*matching*)
  - Numérique (*numerical*)
- 👉 questions-quiz ↔ questions-leçon



# Hot Potatoes





Show all questions

<=

3 / 7

=>

Imagine that you click on Question 1 Answer A, which is correct, and your score is 100%. If you then click on Answer B for the same question, what will happen to your score?

- A.  ? It will go down.
  - B.  ? It will remain the same.
  - C.  ? It will rise.
  - D.  ? It will be set to zero.
-







Put the letters in order to form a word. When you think your word is correct, click on "Check" to check your answer. If you get stuck, click on "Hint" to find out the next correct letter.

Check

Restart

Hint

---

---

---

r w e o t a f s



Enter your answers in the gaps. When you have entered all the answers, click on the "Check" button.

1. This exercise is created with .
2. It uses drop-down lists instead of text boxes. This is an option that you can choose in the  screen.
3. Like all the other Hot Potatoes, JCloze allows you to control the  on the Web page, so you can change the appearance of your pages quite easily.
4. You can also insert  code directly into Hot Potatoes programs, to create effects like this numbered list of questions.
5. If you want to create a set of numbered  like this, but you want students to be able to check each question individually, you should use JQuiz instead of JCloze.

Check

Next example



Drag the words on the right to match the items on the left.

When you have finished this exercise, close this browser window to return to the tutorial.

Check



pie



tomato



lettuce



beans

beef



carrots



## Personnes

 [Participants](#)

## Activités

-  [Forums](#)
-  [Ressources](#)
-  [Tests](#)
-  [Tests Hot Potatoes](#)

## Recherche forums




[Recherche avancée](#) 

## Aperçu des thèmes

-  [Annonces](#)
-  [Discussions-réflexions sur le projet](#)

1

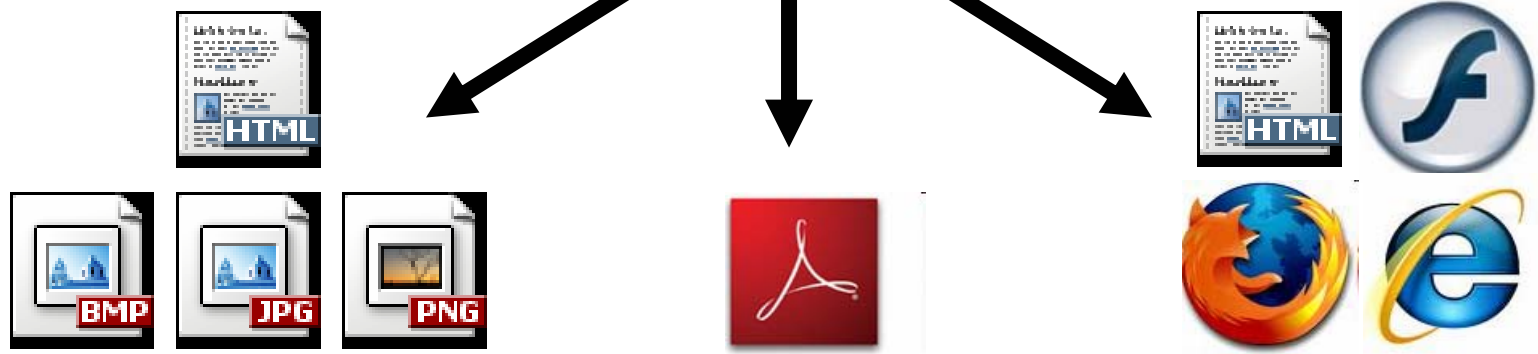
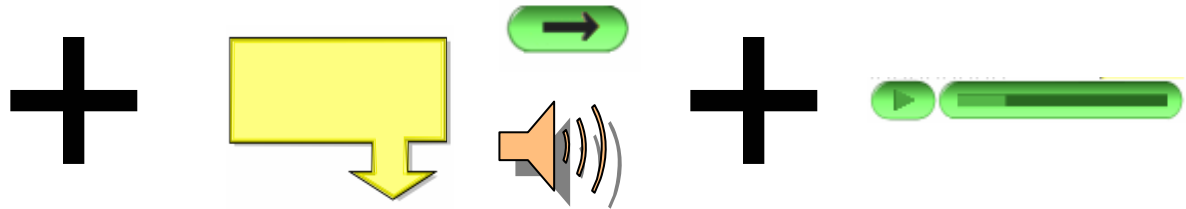
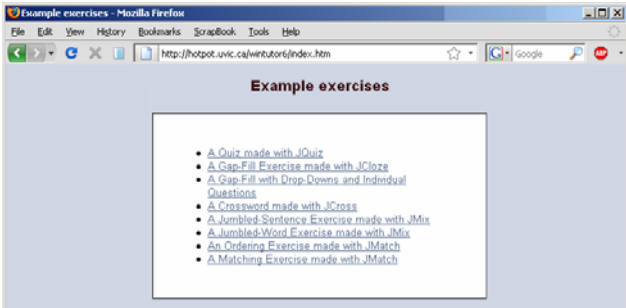
## Exemples de questions

-  [Les différents types de questions](#)
-  [Test Hot Potatoes](#)
-  [Questions relatives aux exemples](#)

2

Le questionnaire d'entrée se trouve s  
y accéder, vous devez suivre le lien c  
nouveau.







Créato: using Wink